
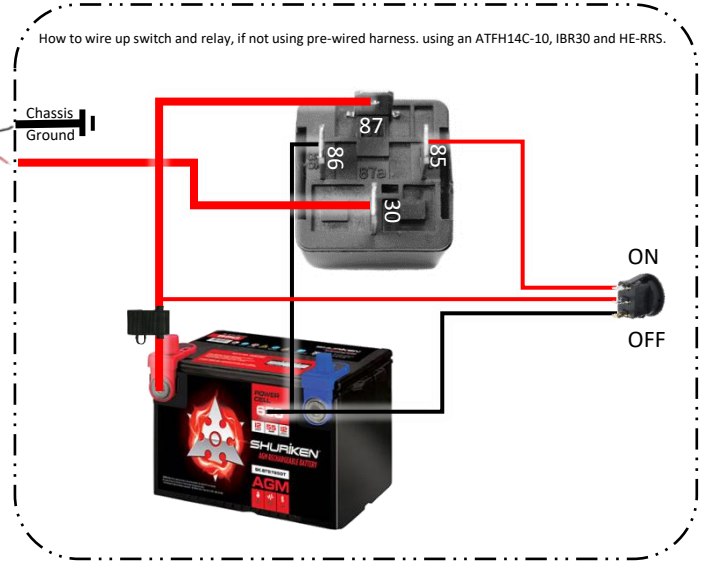


**Recommended harness (NOT included)**

**HE-DLWH1**




How to wire up switch and relay, if not using pre-wired harness. using an ATFH14C-10, IBR30 and HE-RRS.



**Tools Needed**

- **4mm Allen Key**
- **13mm Socket**
- **5/16" drill bit**

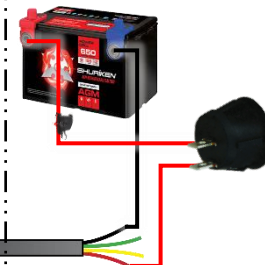


**Heise Connect app: Scan QR code to download HEISE Connect app.**

**NOTE:** Set pixel count to 30 for all cube lights



How to wire up switch using IBRRS and LPR-04B-I-12R.



**Black wire - Ground**  
**Red wire - Power wire (+12VDC)**  
**Green wire - Left signal (+12VDC)**  
**Yellow wire - Right signal (+12VDC)**  
**White wire - Brake light (+12VDC)**

