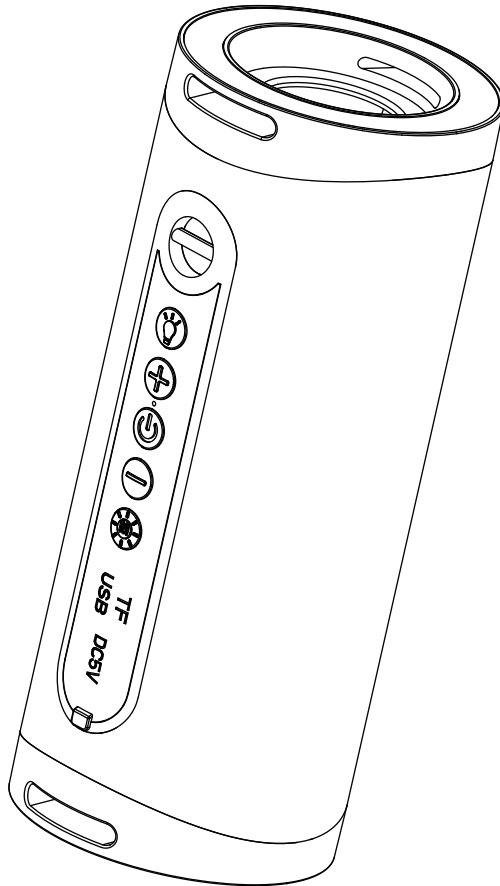




Wireless Speaker

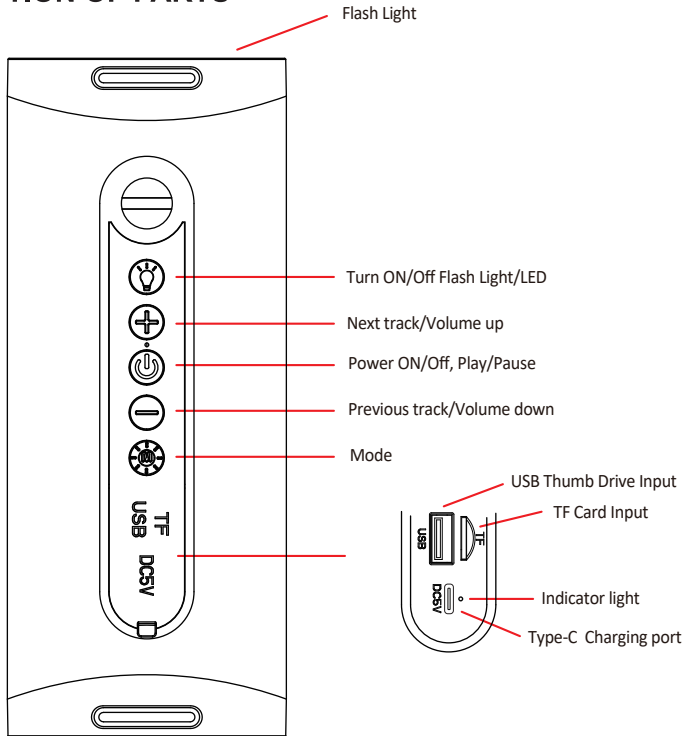
with FM Radio & Built-in Mic



Model No.: SC-2340BT

Read before use and retain for future reference.

DESCRIPTION OF PARTS



SAFETY INSTRUCTIONS

- Clean only with dry cloth.
- Do not block any ventilation openings.
- Do not install near any heat sources such as radiators, heat registers, stoves, or other apparatus (including amplifiers) that produce heat.
- Protect the power cord from being walked on or pinched particularly at plugs, convenience receptacles, and the point where they exit from the apparatus.
- Only use attachments/accessories specified by the manufacturer.
- Unplug this apparatus during lightning storms or when unused for long periods of time.
- Refer all servicing to qualified service personnel. Servicing is required when the apparatus has been damaged in any way, such as power-supply cord or plug is damaged, objects have fallen into the apparatus, does not operate normally, or has been dropped.

PACKAGE CONTENTS

- Speaker
- Type-C Charging Cable
- Instruction Manual

WARNING!

This is not a toy. Adult supervision is recommended. Do not allow small children to use this product. The presence of small parts may present a choking hazard. Do not use this product with non-compatible stereo devices.

INSTRUCTIONS FOR USE

CHARGING THE SPEAKER

Ensure the product is fully charged before first use.

The product has a built in rechargeable battery. The speaker will turn off automatically when it has run out of battery power. Please recharge fully when required.

To charge use the Type-C cable provided with the product. Plug the correlating point into the charging port. Put the USB into a USB port or device made for USB charging. The RED light will illuminate indicating that the device is being charged.

Charging time is approx. 3 hour. Once charged the red indicator light will turn off.

CONNECT USING BLUETOOTH TECHNOLOGY

Power the speaker on. The speaker will automatically enter Pairing Mode.

Activate the Bluetooth function on your personal device (Mobile, Tablet etc)

Use your devices Bluetooth to scan for available Bluetooth devices. The speakers code will appear SC-2340BT. Click to pair your device.

An audio tone will indicate that you have successfully paired your device with the speaker.


You will now be able to stream wireless music on your speaker through your personal device.

To disable this function you can unpair your device by entering your Bluetooth settings or by turning off your devices Bluetooth function.

Remember to turn the speaker off after each use.




TWS CONNECTION:

TWS Connection is only for two "SC-2340BT" speakers:




- Turn on both speakers.
- Long press the "  " button on either speaker to pair two speakers together for full stereo sound.

TIPS: SAME BLUETOOTH NAME AND IN BLUETOOTH MODE FOR PAIRING.




LISTENING TO MUSIC WIRELESSLY

1. Press and hold the Power Button  for three seconds to turn on the speaker.
2. Enable the Bluetooth mode on your phone, tablet or other Bluetooth compatible device and set it to search.
3. Select " SC-2340BT " and pair it.
4. Short press the  button to Play/Pause the music.
5. Short press the "+" or "-" to play Next / Previous Track.
6. Press and hold the "+" or "-" to Increase / Decrease the volume.
7. Short press the  button to turn on/off the flash light, Long press to turn the LED light on/off.


LISTENING TO FM RADIO

1. Plug the Type-C cable end of the included USB cable into the charging port, and leave the other end of the cable open. The USB cable serves as FM antenna while in FM radio mode.
2. Short press the Button  to switch to FM radio mode.
3. Short press the  button to activate automatic channel search.
4. Short press the  button to stop automatic channel search.
5. Short press the "+" or "-" button to switch selected stations.
6. Press and hold the "+" or "-" button to Increase / Decrease the volume.

HANDLING PHONE CALLS

1. Short press the  button to answer / end a phone call.
2. Double click the  button to reject a phone call.
3. Press and hold the "+" or "-" to Increase / Decrease the volume.
4. Double click the  button to redial the last number.

Multiple Functions

Short press the Button  to switch different modes including: Bluetooth music / FM radio / USB drive music / TF card music.

TECHNICAL SPECIFICATION

- Supported Input: Bluetooth, USB Thumb Drives, TF Cards
- Bluetooth Version: V5.3
- Bluetooth Range: 10 metres
- Battery: Built-in 1200 mAh Lithium
- Working Time: About 3~4 hours
- Charging Time: Approx. 3 hour
- Speaker Output Power: 5W
- Speaker Impedance: 3ohm
- Frequency Response: 150Hz-15KHz
- Rechargeable: Type-C cable (INCLUDED)
- Max capacity for USB and TF card: 64GB

(Note: Battery life & charging time may vary based on usage & types of devices used.)

TROUBLE SHOOTING

NO POWER

- Recharge your speaker using the Type-C cable. If the problem persists, try another Type-C cable.

NO RESPONSE FROM THE UNIT

- Ensure your Bluetooth device supports an A2DP, AVRCP, or HFP profile.
- Check if both devices are paired and connected to each other.
- Restart the device and try to reconnect

BATTERY INFORMATION

SPEAKER BATTERY

WARNING: The device is equipped with an integrated lithium battery. The battery cannot be replaced. Do not attempt to remove the battery from the device.

DISPOSAL



ENVIRONMENTAL PROTECTION

Waste electrical production should not be disposed of with household waste. Please recycle where facilities exist. Check with your Local Authority or retailer for recycling advice.

WARRANTY

Supersonic Inc. ("Supersonic") warrants this product to the original purchaser ONLY, to be free from defects in materials and workmanship under normal use, for ninety (90) DAYS from the date of original purchase.

Proof of purchase (receipt) required.

Please visit <https://www.supersonicinc.com/pages/warranty> for additional information.

Garantía

Declaración básica de garantía Supersonic Inc. ("Supersonic") garantiza este producto al comprador original SOLAMENTE, para estar libre de defectos en materiales y mano de obra bajo uso normal, por noventa (90) DÍAS a partir de la fecha de compra original. Se requiere una prueba de compra (recibo).

Visite <https://www.supersonicinc.com/pages/warranty> para obtener información adicional.